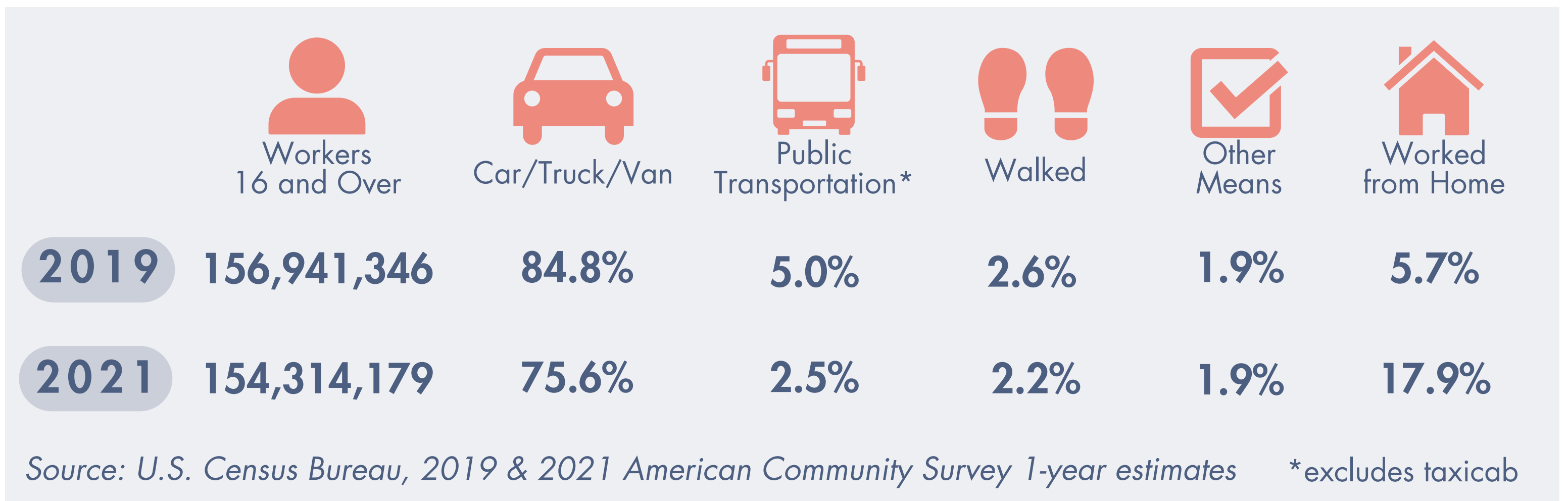


# WORKING FROM HOME

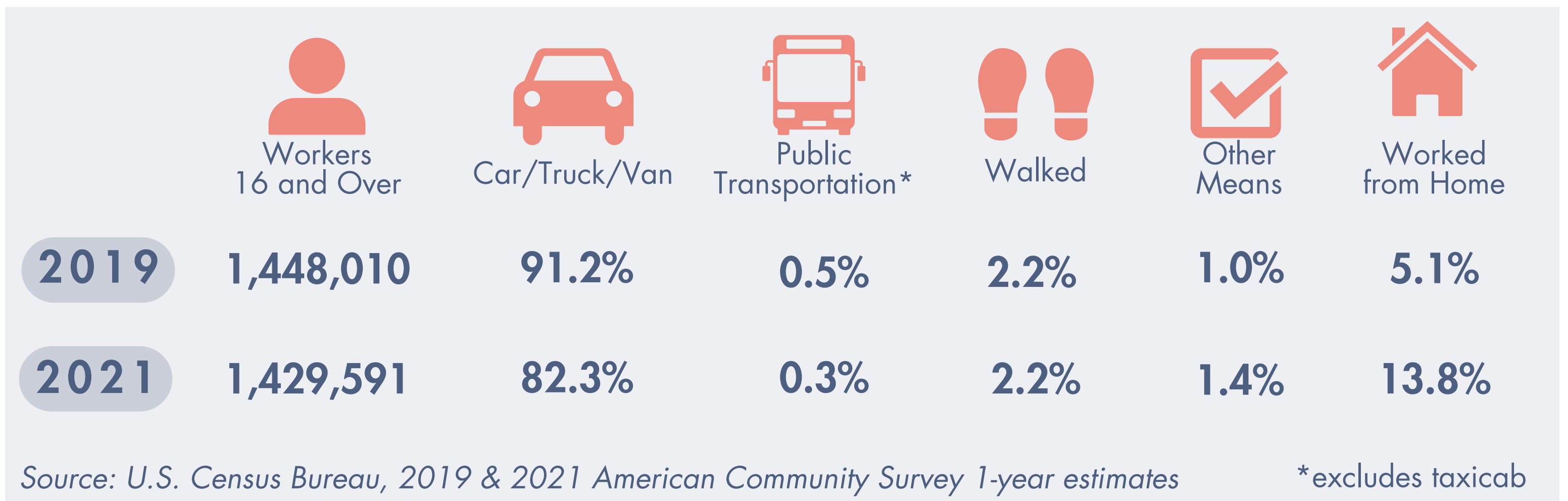
Labor Market Information Services



## U.S. COMMUTING DATA



## KANSAS COMMUTING DATA



Employed adults in the United States, whose job can be done from home, and who are currently working from home at least some of the time but rarely/never did before the pandemic say:

**64%**

It is easier to balance  
work/personal life

**44%**

It is easier to get work  
done/meet deadlines

**60%**

They feel less  
connected to coworkers

Source: Pew Research Center, 2022, "COVID-19 Pandemic Continues To Reshape Work in America"

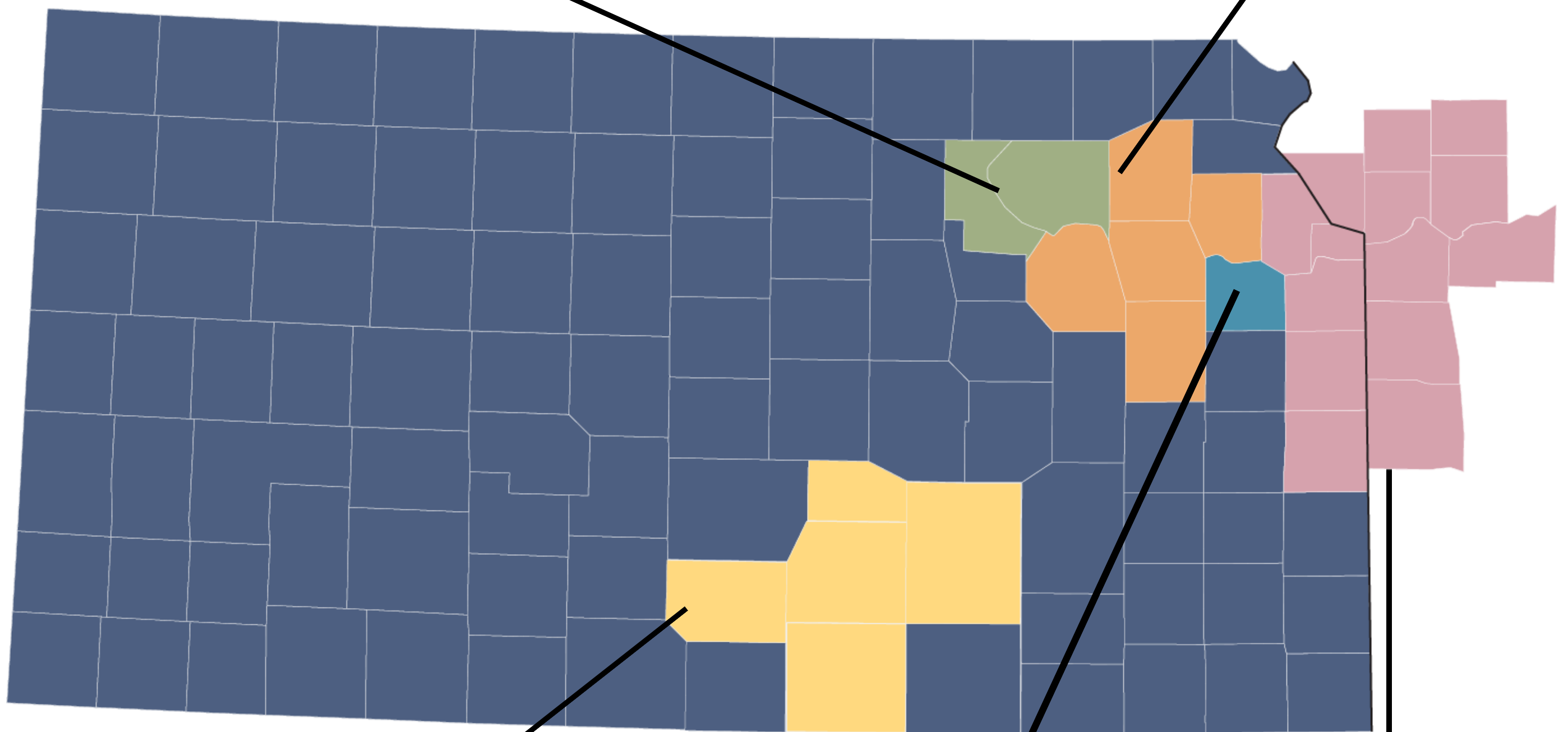
# WORK FROM HOME DATA KANSAS METROPOLITAN STATISITCAL AREAS & KANSAS CITY GEOGRAPHIC AREA

## Manhattan MSA

Worked from Home (2019): 3,454  
Worked from Home (2021): 8,393  
Percent Change: 143.0%

## Topeka MSA

Worked from Home (2019): 4,489  
Worked from Home (2021): 14,087  
Percent Change: 213.8%



## Lawrence MSA

Worked from Home (2019): 4,263  
Worked from Home (2021): 9,502  
Percent Change: 122.9%

## Wichita MSA

Worked from Home (2019): 10,208  
Worked from Home (2021): 27,404  
Percent Change: 168.5%

## Kansas City, MO-KS MSA

Worked from Home (2019): 70,057  
Worked from Home (2021): 221,080  
Percent Change: 215.6%

Source: U.S. Census Bureau, 2019 & 2021 American Community Survey 1-year estimates



Labor Market Information Services  
401 SW Topeka Blvd.  
Topeka, KS 66603



Interested in more labor market data?  
Email us at [KDOL.Laborstats@ks.gov](mailto:KDOL.Laborstats@ks.gov) or  
visit our website at [www.klic.dol.ks.gov](http://www.klic.dol.ks.gov)